


Batteries in the PzB BS range has the highest levels of reliability and has been used in all type fork lift.

Our PzB range offers high cycle consistency 1500 cycles.

MAIN FEATURES

- capacity range: 84Ah ÷ 1050Ah- (C_5 $U_e=1.70V/cell @ +30^{\circ}C$),
- dimensions and electrical data accordance to BS EN 60254 standard,
- service life: 1500 cycles DOD 80%,
- high reliability,
- low maintenance,
- battery can be equipped with
 - Battery Filling Systems,
 - Electrolyte Stirring System.



CONSTRUCTION

- **positive plate** –the grid of the tubular positive plate consists of several lead spines which are joined together by the upper frame. Spines are being die-casted. These thin lead spines, which are equipped with small concentric vanes, are covered with acid permeable tubes. Between the lead spins and tubes is the active positive material. Tubes are being wet-filled. A special lead alloy which is used for positive plate has an Sb portion 6%.
- **negative plate** – a lead grid pasted with active material forms the negative plate. Grids are being die-casted. A special lead alloy which is used for negative grid has an Sb portion 6%.
- **separators** - Daramic polyethylen, low resistance, high acid proof, microporus material. Negative plates are wrapped prevented loss active mass,
- **terminals** – are being made from corrosion resistant lead alloy with brass inserted designed to give minimum resistance.
- **container** – the cell container is made of PP ,
- **lid** – is made of PP and equipped with well proven seal for leakage-proof insulation of the terminal construction. Lid and container are being welded,
- **connection** –fully insulated flexible copper with full insulated screw with measurements hole,
- **electrolyte**– sulphuric acid with a density $1,29\text{g}/\text{cm}^3 \pm 0.01$ @+30°C/max level/full charged cell,
- **trays** -special BATER made tray. Trays are made of steel coated with polyethylene fluidization method.. We project and produce structures according to customer documentation.

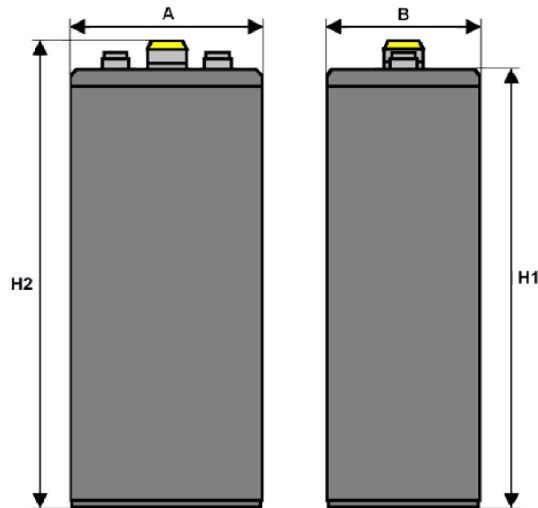
TECHNICAL DATA

- recommended charge accordance to DIN characteristic:
 - DIN 41774 Wa, WOWa,
 - DIN 41773 IU,
 - DIN 41773, 41774 IUla,

STANDARDS


- EN 60254 (IEC 254),
- DIN 41773, DIN 41774,
- ISO 9001 i ISO 14001

BATTERY DATA.



Temperature @ +30°C


No	Plate Type	Cell type	Capacity	Dimension				Weight	
			C ₅ U _{end} =1,70 V/cell [Ah]	Length	Width	Height		dry	wet
				A	W	H1	H2	+/-5%	
				[mm]				[kg]	
1	B42	2 PzB 84	84	158	45	328	358	5,3	6,3
2		3 PzB 126	126	158	61	328	358	7,4	8,9
3		4 PzB 168	168	158	77	328	358	9,5	11,6
4		5 PzB 210	210	158	93	328	358	11,6	14,1
5		6 PzB 252	252	158	109	328	358	13,7	16,5
6		7 PzB 294	294	158	125	328	358	15,8	19,1
7		8 PzB 336	336	158	141	328	358	17,9	21,6
8		9 PzB 378	378	158	157	328	358	20	24,3
9		10 PzB 420	420	158	173	328	358	22,2	27,1
10		B55	2 PzB 110	110	158	45	398	428	6,6
11	3 PzB 165		165	158	61	398	428	9,2	11
12	4 PzB 220		220	158	77	398	428	11,9	14,4
13	5 PzB 275		275	158	93	398	428	14,5	17,6
14	6 PzB 330		330	158	109	398	428	17,1	20,8
15	7 PzB 385		385	158	125	398	428	19,8	24,1
16	8 PzB 440		440	158	141	398	428	22,4	27,3
17	9 PzB 495		495	158	157	398	428	25,1	30,7
18	10 PzB 550		550	158	173	398	428	27,7	33,9



RANGE SUMMARY

PzB

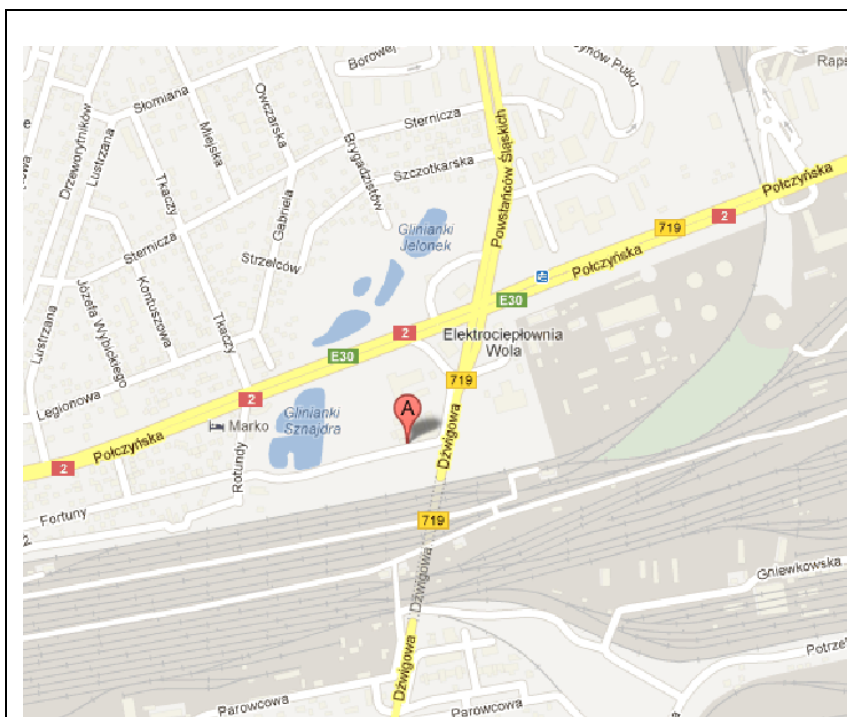
No	Plate Type	Cell type	Capacity	Dimension				Weight	
			C ₅ U _{end} =1,70 V/cell	Lenght	Widht	Height		dry	wet
				A	B	H1	H2	+/-5%	
			[Ah]	[mm]				[kg]	
19	B65	2 PzB 130	130	158	45	454	484	7,8	9,5
20		3 PzB 195	195	158	61	454	484	11	13,3
21		4 PzB 260	260	158	77	454	484	14,1	16,6
22		5 PzB 325	325	158	93	454	484	17,2	20,2
23		6 PzB 390	390	158	109	454	484	20,4	24
24		7 PzB 455	455	158	125	454	484	23,5	27,7
25		8 PzB 520	520	158	141	454	484	26,7	31,5
26		9 PzB 585	585	158	157	454	484	29,8	35,2
27		10 PzB 650	650	158	173	454	484	32,9	39,1
28		B75	2 PzB 150	150	158	45	511	541	8,4
29	3 PzB 225		225	158	61	511	541	11,7	13,9
30	4 PzB 300		300	158	77	511	541	15,1	18
31	5 PzB 375		375	158	93	511	541	18,4	21,9
32	6 PzB 450		450	158	109	511	541	21,8	25,8
33	7 PzB 525		525	158	125	511	541	25,1	29,9
34	8 PzB 600		600	158	141	511	541	28,5	33,9
35	9 PzB 675		675	158	157	511	541	31,8	37,9
36	10 PzB 750		750	158	173	511	541	35,2	42
37	B86		2 PzB 172	172	158	45	567	597	9,5
38		3 PzB 258	258	158	61	567	597	13,3	15,8
39		4 PzB 344	344	158	77	567	597	17,1	20,7
40		5 PzB 430	430	158	93	567	597	20,9	25,3
41		6 PzB 516	516	158	109	567	597	24,7	30
42		7 PzB 602	602	158	125	567	597	28,5	34,5
43		8 PzB 688	688	158	141	567	597	32,3	39,1
44		9 PzB 774	774	158	157	567	597	36,1	43,8
45		10 PzB 860	860	158	173	567	597	39,9	48,3



RANGE SUMMARY

PzB

No	Plate Type	Cell type	Capacity	Dimension				Weight	
			C ₅ U _{end} =1,70 V/cell [Ah]	Lenght	Widht	Height		dry	wet
				A	B	H1	H2	+/-5%	
				[mm]				[kg]	
46	B100	2 PzB 200	200	158	45	603	633	10,9	12,9
45		3 PzB 300	300	158	61	603	633	15,2	18,1
48		4 PzB 400	400	158	77	603	633	19,6	23,9
49		5 PzB 500	500	158	93	603	633	24	29,2
50		6 PzB 600	600	158	109	603	633	28,3	34,4
51		7 PzB 700	700	158	125	603	633	32,7	39,8
52		8 PzB 800	800	158	141	603	633	37	45,2
53		9 PzB 900	900	158	157	603	633	41,4	50,5
54		10 PzB 1000	1000	158	173	603	633	45,7	55,8
55		B105	2 PzB 210	210	158	45	683	713	11,6
56	3 PzB 315		315	158	61	683	713	16,2	19,6
57	4 PzB 420		420	158	77	683	713	20,9	25,1
58	5 PzB 525		525	158	93	683	713	25,5	30,8
59	6 PzB 630		630	158	109	683	713	30,1	36,2
60	7 PzB 735		735	158	125	683	713	34,8	42,5
61	8 PzB 840		840	158	141	683	713	39,4	48,3
62	9 PzB 945		945	158	157	683	713	44,1	54,1
63	10 PzB 1050		1050	158	173	683	713	48,7	61



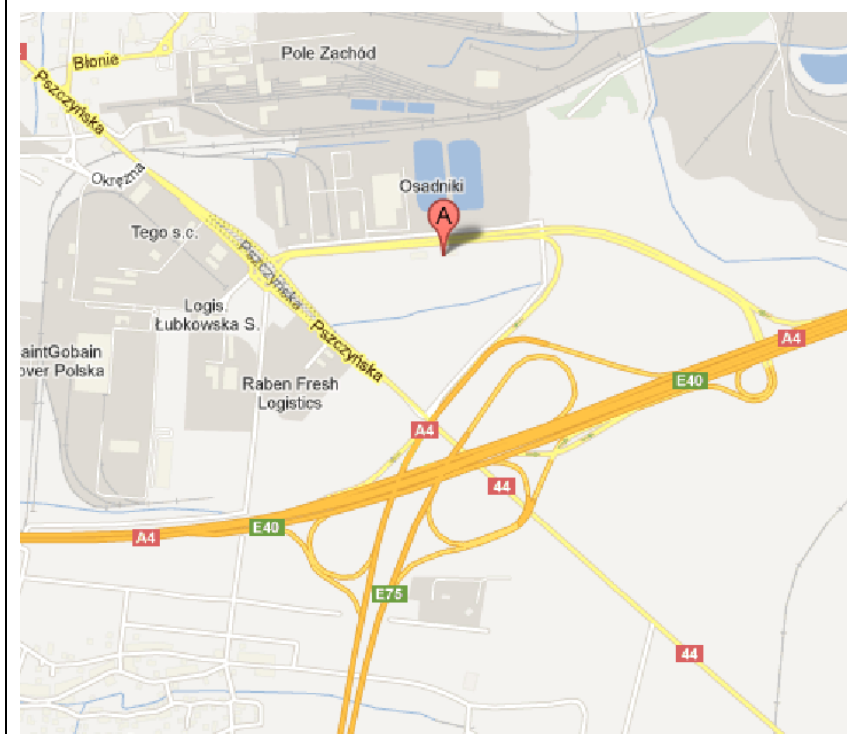
Head quater

BATER sp.z o.o.

ul. Dźwigowa 63,
01-376 Warszawa
tel.: +48 22 664 87 87
fax: +48 22 664 87 87
e-mail: biuro@bater.pl
www.bater.pl

Mechanical factory

ul. Dźwigowa 63,
01-376 Warszawa
tel.: +48 22 664 87 87 w.41
fax: +48 22 664 87 87
GPS
52°13'3.9"N, 20°54'51.516"E



Battery factory Bater Gliwice

ul. Pszczyńska 311,
44-100 Gliwice
tel.: +48 32 232 12 40
fax: +48 32 232 12 40 w. 29
e-mail: biuro@bater.pl
GPS
50°16'08.32"N, E 18°43'11.4